



GeneFinder™ *SMART Solution for Better Life,*

Molecular Diagnostic System

OSANG Healthcare, Creating super value for customers, through innovation and differentiating technology.



OSANG Healthcare commits itself to providing the best products available.

Through continuous technological development and investment in facilities, OSANG Healthcare overcomes every difficulty and adversity to remain solid in performance and resolutely on mission.

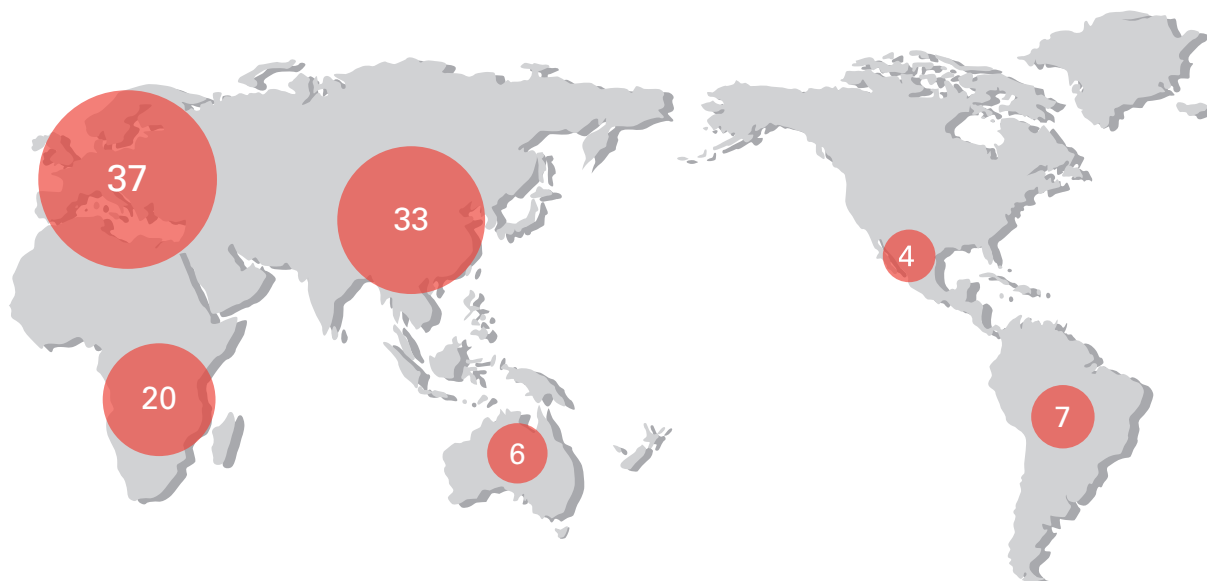
Leading products are borne from passion, effort and the spirit to embrace challenges.

With passion, perseverance, hard work and creativity, we endeavor to surmount all constraints and retain leadership of our industry.

Caring for the health of customers around the globe, OSANG Healthcare brings the excellence of Korean biotech to all the world's people.

You can find OSANG Healthcare products around the globe, from the US to India, across North, Central and South America, and in Europe, Asia, Africa and Oceania. Reaching ever further and higher, OSANG Healthcare is driven to become the world's premier healthcare specialist.

Exporting area	Country name	Exporting area	Country name
North America	The other 3 countries of United States	South	The other 6 countries of Brasil
Europe	The other 36 countries of Germany	Asia	The other 32 countries of Chinese
Africa	The other 19 countries of South Africa	Oceania	The other 5 countries of Austrailia



***S**imple and convenient
Multiplex assay
Automation
Reliable result
Time-saving & cost-effective*

GeneFinder™ is our brand identity of OSANG Healthcare's molecular diagnostic product under the mission of "SMART Solution for Better Life". We provide accurate and fast solution for molecular diagnostic system with multiplex assay kits and automated instruments. GeneFinder™ aims to detect infectious disease and human genetics through **SMART Solution*** based on multiplex technology and automation system.

SMART Solution*

Our multiplex assay enables to detect various targets simultaneously in real time. It is combined with automated system which provides our customer cost-effective and time-saving results.

"SMART Solution for Better Life"

EX-MATE 32 Plus

CE IVD



User can test in stable conditions using a dispensed plate/tube with optimized extraction protocol. Nucleotide can be extracted with higher concentration & purity than the column method.

- Simple Procedure and User Convenience (No need Sample Pre-treatment)
- Fast and Efficient Extraction Method (within 35 minutes)
- From 1 Sample Up to 32 Samples in a Single Run
- Easy to Use Simple Program
- Prevention of Cross & Aerosol Contamination



Contents of the system

GeneFinder™ EX-MATE 32 Plus


GeneFinder™ Nucleic Acid Extraction kit

GeneFinder™ Whole Blood DNA Extraction kit

GeneFinder™ Genomic DNA Extraction Kit

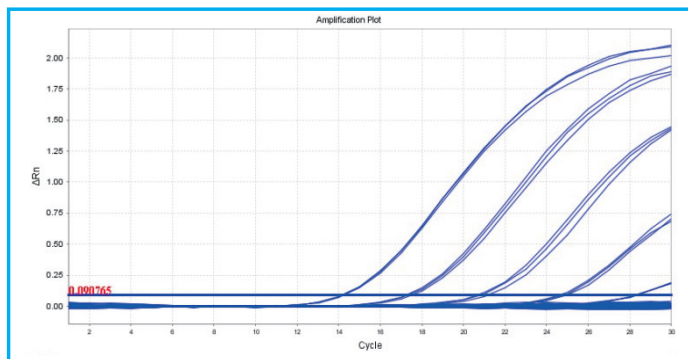
GeneFinder™ Viral DNA/RNA Extraction Kit

Work Flow

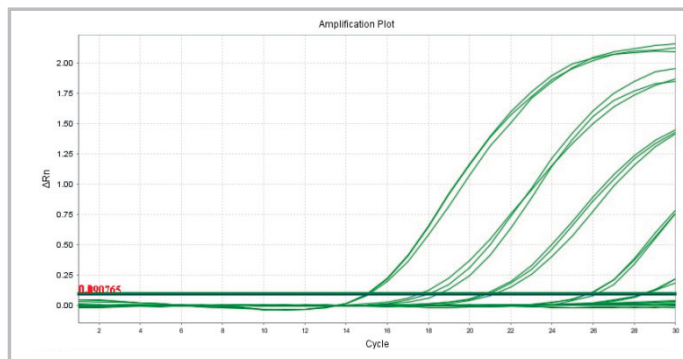


Performance data

<Comparison of 1/10 serial dilution by positive DNA***>



EX-MATE 32 PLUS



Column(Manual)

Ordering information

Product	Cat. No.	Product	Cat. No.
GeneFinder™ EX-MATE 32 Plus	OCE-32	GeneFinder™ Genomic DNA Extraction kit	OSME-02
GeneFinder™ Viral DNA/RNA Extraction Kit	OSME-01	GeneFinder™ Whole Blood DNA Extraction kit	OSME-03

Specification

Operating Temperature	10~40°C (50~104°F)
Operating Humidity	10~80%
Storage Temperature	10~50°C
Processing Time	Within 35 minutes
Number of Sample	At least 1 sample up to 32 samples
Weight	35kg
Dimensions(W x D x H)	340 x 420 x 345mm (13.9 x 16.5 x 13.6 inches)
Power Requirements	220-240 VAC, 50-60Hz, 1.5A
Fuse	3A Time-lag fuse
UV Bulb	4800 hours of lifetime, length 135.9mm, diameter 16mm, 4W, 0.166A Current

HPV Liquid Bead MicroArray (LBMA) Kit

CE IVD



HPV (Human papilloma Virus) is a DNA virus from the papillomavirus family that is capable of human infection and act as critical factors of cervical cancer.

More than 40 types of HPV are typically transmitted through sexual contact and infect the anogenital region. 'High risk' HPV types may progress to precancerous lesions and invasive cancers and HPV type 16 & 18 are the most well-known 'High risks' among them.

GeneFinder™ HPV LBMA allows simultaneous and accurate detection and identification of 19 'High risk' HPV and 13 'Low risk' HPV at the same time.

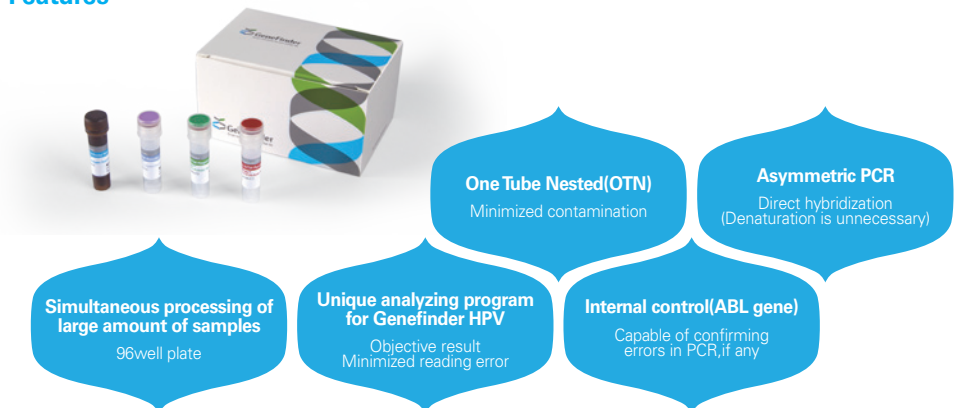
- Detection of the genotype of 19 types of high risks and 13 types of low risks at once with Luminex instrument.
- Easy-to-use system: Unique analyzing program to analyze the HPV test result.
- High accuracy & High throughput system.
- CE-IVD / Ministry Food and Drug Safety (Korea) approved

Groups	Identifiable HPV types
High Risk(19 types)	16, 18, 26, 31, 33, 35, 39, 45, 51, 52, 53, 56, 58, 59, 66, 68, 69, 70, 73
Low Risk(13 types)	6, 11, 32, 34, 40, 42, 43, 44, 54, 55, 62, 81, 83

Principles for Liquid Bead Microarray

- 2 different dyes are mixed with different ratio and added to the each of 100 different micro-bead.
- 2 different colored lasers (Red & Green) in Luminex device measures fluorescence intensity of each bead.
- Samples attached to each micro-bead are analyzed and give countable result.

Features



Ordering Information

Product	Cat. No.	Size
GeneFinder™ HPV PCR Kit	IFMR-01	100 tests
GeneFinder™ HPV LBMA Genotype Kit	IFMR-02	100 tests

Result Analysis



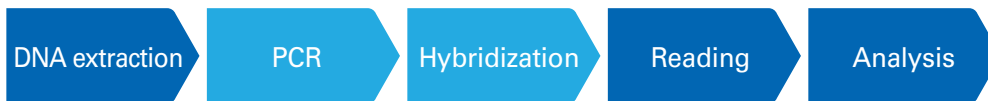
▶ Using analysis program

No.	Location	Result	Type 6	Type 11	Type 16	Type 18	Type 26	Type 31	Type 32		PC1	PC2	Results
1	A1	6	1166	15	10	16	1	0	11		211	2070	6 type
2	B1	16	2	30	1266.5	4	3	1	24		313	1969	16 type
3	C1	18	8	0	15	765	13	20	1		214	1994	18 type
4	D1	No Typing*	31	16	0	20	7	13	23	...	127	2000	Other type
5	E1	6, 26	218.5	15	13	20	651	0	14		216	2014	6, 26 type
6	F1	11, 31	13	531	0	16	24	654	12		246	1846	11, 31 type
7	G1	32	32	0	15	24	20	23	546		200	1823	32 type
8	H1	26	23	30	11	13	351	4	10		261	1945	26 type

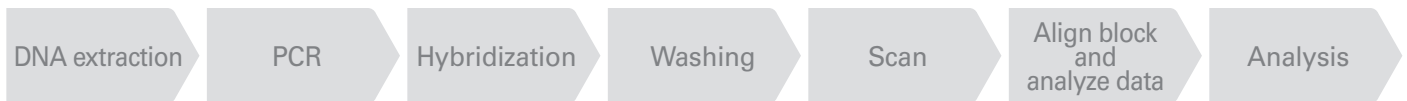
* When the result is HPV PCR positive and determined as No type then conclude it as other type.

Comparison of testing methods

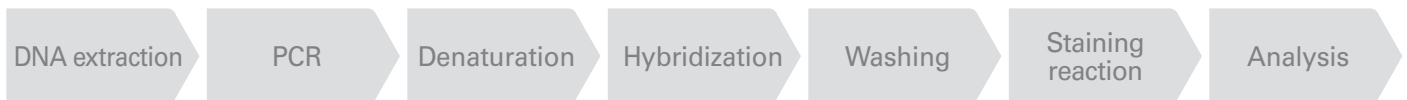
GeneFinder™ HPV LBMA



DNA microarray



Line probe assay



Luminex



Model	Luminex® 200™ system	Read time	~40mins / 96well plate
Software	xPONENT® 3.1	Applications	Protein / Nucleic Acid
Optics	Lasers / APDs / PMTs	510(k) assays	Over 50
Hardware	Flow cytometry based	Dynamic range	≥ 3.5logs
Beads compatibility	MagPlex®, MicroPlex®, seroMAP™, LumAvidin®, xTAG®	Microtiter plate	96 - well
Multiplex capacity	100 (80 for MagPlex)		

HLA Real-time PCR Kits

CE / CE 0123 IVD Real-time



The human leukocyte antigen (HLA) is a type of antigen-presenting molecule that exists on the surface of all cells containing a nucleus in the human body. The human leukocyte antigen (HLA) plays a key role in transplantations and is well known as genetic factor for disease sensitivities. In transplantation, it is essential that the HLA antigens of the donor and recipient are as similar as possible. A disease association arises when an HLA type is more commonly seen in patients with a specific disease than in healthy patients. For example, HLA allele B*27 has a disease association with ankylosing spondylitis and certain forms of arthritis, and HLA allele B*51 have been reported that patients of Behcet's disease were observed highly concentration than normal.

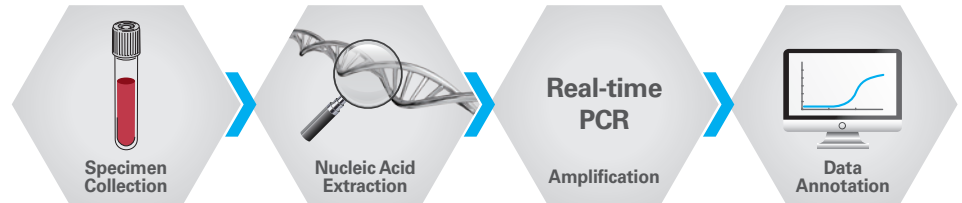
GeneFinder™ HLA Real-time PCR kit series provide fast and accurate method for HLA typing based on real-time PCR platform. The provided software is easy and accurate to interpret the result.

- ⦿ Within 90 minutes detection for HLA genotyping
- ⦿ SSP(sequence specific primer) type based on real-time PCR technology
- ⦿ Convenient analysis of result via dedicated software
- ⦿ Easy-to-use and great interpretation
- ⦿ Pre-aliquoted primer sets in a 96-well plate for time saving
- ⦿ High throughput system
- ⦿ Including complete assay kits
- ⦿ CE-IVD / Ministry Food and Drug Safety (Korea) approved

Target

Target			Specimen
HLA-A,B, DRB1	HLA-B*27	HLA-DQA1 typing	Whole blood
HLA-C	HLA-B*51	HLA-DQB1 typing	
HLA-A,B,DRB1,DQ typing			

Process



Content

GeneFinder™ HLA-ABDR RealAmp kit	GeneFinder™ HLA-B*27 RealAmp kit	GeneFinder™ HLA-B*51 RealAmp kit
HLA-ABDR Rxn	B27 2X Rxn	B51 2X Rxn
HLA-ABDR Pol.	B27 DNA Pol.	B51 DNA Pol.
HLA-ABDR 96 well plate	B27 PC	B51 PC
GeneFinder™ HLA-C RealAmp kit	GeneFinder™ DQA1 RealAmp kit	GeneFinder™ DQB1 RealAmp kit
HLA-C Rxn	HLA-DQA1 Rxn	HLA-DQB1 Rxn
HLA-C Pol.	HLA-DQA1 Pol.	HLA-DQB1 Pol.
HLA-CWell plate	HLA-DQA1 96 well plate	HLA-DQB1 96 well plate
GeneFinder™ ABCDRB1DQ RealAmp kit		
HLA-ABCDRB1DQ Rxn		
HLA-ABCDRB1DQ Pol.		
HLA-ABCDRB1DQ 96 well plate		

Ordering Information

Product	Cat. No.	Size	Product	Cat. No.	Size
GeneFinder™ HLA-ABDR RealAmp kit	IFMR-10	20 tests	GeneFinder™ HLA-B27 RealAmp kit	IFMR-08	100 tests
GeneFinder™ HLA-C RealAmp kit	IFMR-12	20 tests	GeneFinder™ HLA-B51 RealAmp kit	IFMR-09	100 tests
GeneFinder™ HLA-DQB1 RealAmp kit	IFMR-16	20 tests	GeneFinder™ HLA-ABCDRB1DQ RealAmp kit	IFMR-20	6 tests
GeneFinder™ HLA-DQA1 RealAmp kit	IFMR-15	16 tests			

STD Multiplex Real-time PCR Kits

CE / CE 0123 IVD Real-time



Sexually transmitted diseases (STDs), also referred to as sexually transmitted infections (STIs), are illnesses that have a significant probability of transmission between humans by means of human sexual behavior.

GeneFinder™ STD Multiplex Real-time PCR kit series are designed for detection of DNA of *Chlamydia trachomatis* (CT), *Neisseria gonorrhoeae* (NG), *Ureaplasma urealyticum* (UU), *Mycoplasma genitalium* (MG), *Mycoplasma hominis* (MH), *Trichomonas vaginalis* (TV) in a single reaction using DNA samples extracted from urogenital swabs or urine.

- ◆ Multiplex Real-time PCR type
- ◆ 90 minutes detection of various targets simultaneously in a single tube
- ◆ HotStart PCR system: high specificity and sensitivity
- ◆ Uracil-N-glycosylase (UNG) system: No carryover contamination
- ◆ Reliable result by internal/positive/negative control
- ◆ Easy to use master mix type
- ◆ Including complete assay kits
- ◆ CE-IVD/ Ministry Food and Drug Safety (Korea) approved

Target

CT / NG / UU / MG / MH / TV / HSV 1&2 / UP

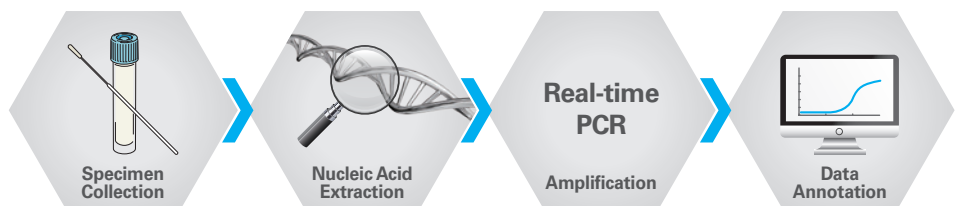
Specimen

Urogenital swab
Urine

Compatible Instrument

Applied Biosystems 7500 (Life Technologies)

Process



Content

STD Reaction Mixture	STD Positive Control
STD Probe Mixture	STD Negative Control

Ordering Information

Product	Cat. No.	Size
GeneFinder™ STD I Multiplex Real-time PCR kit	IFMR-03	100 tests
GeneFinder™ STD II Multiplex Real-time PCR kit	IFMR-04	100 tests
GeneFinder™ STD III Multiplex Real-time PCR kit	IFMR-21	100 tests
GeneFinder™ STD (TV) Real-time PCR kit	IFMR-18	100 tests
GeneFinder™ STD (HSV1&2) Real-time PCR kit	IFMR-19	100 tests

TB & NTM Multiplex Real-time PCR Kit

CE IVD Real-time



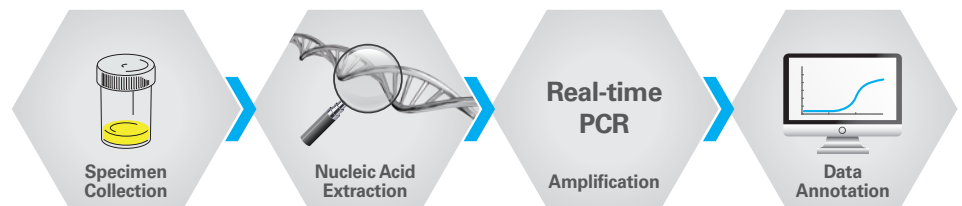
Tuberculosis (TB) is a disease caused by an infection with the bacteria *Mycobacterium tuberculosis* complex. It is highly contagious through the air, and can remain in an inactive state for years without causing symptoms. On the other hand, the nontuberculous mycobacteria (NTM) refers to all the species in the family of mycobacteria that not cause tuberculosis but may cause human disease. Since *Mycobacterium* is difficult to culture and needs to be distinguished for diagnosis, it is highly important to be detected and differentiated based on PCR method.

GeneFinder™ TB & NTM Multiplex Real-time PCR kit is designed to identify TB and NTM simultaneously in 90 minutes. Therefore, appropriate treatment can be made for the patient in time.

- ◆ Multiplex real-time PCR type
- ◆ 90 minutes detection of TB and NTM simultaneously in a single tube
- ◆ HotStart PCR system: High Specificity and Sensitivity
- ◆ Uracil-N-glycosylase (UNG) system: No carryover contamination
- ◆ Reliable result by internal/positive/negative control
- ◆ Easy to use master mix type
- ◆ Including complete assay kits
- ◆ CE-IVD/ Ministry Food and Drug Safety (Korea) approved

Target	Specimen	Compatible Instrument
<i>Mycobacterium tuberculosis</i> (TB) Non-tuberculous <i>mycobacteria</i> (NTM)	Sputum Bronchial washing or Bronchoalveolar Lavage (BAL)	Applied Biosystems 7500 / Fast (Life Technologies) CFX 96™ (Bio-Rad)

Process



Content

TB & NTM Reaction Mixture	TB & NTM Positive Control
TB & NTM Probe Mixture	TB & NTM Negative Control

Ordering Information

Product	Cat. No.	Size
GeneFinder™ TB & NTM Multiplex Real-time PCR kit	IFMR-07	100 tests

Malaria RealAmp kit

CE IVD Real-time



Malaria is a mosquito-borne infectious disease of human and other animals caused parasitic protozoans belong to the genus *Plasmodium*. Malaria parasites are transmitted to humans by the bite of infected female mosquitoes of more than 30 anopheline spp.

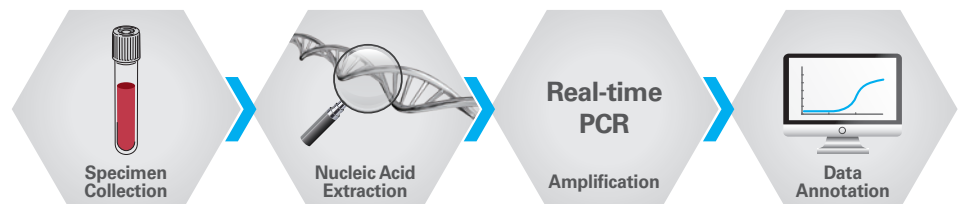
According to the latest estimates, there were about 198 million cases of malaria in 2013 (with an uncertainty range of 124 million to 283 million) and an estimated 584,000 deaths (with an uncertainty range of 367,000 to 755,000). Malaria is caused by five species of parasites of the genus *Plasmodium* that affect humans (*P. falciparum*, *P. vivax*, *P. ovale*, *P. malariae* and *P. knowlesi*) Malaria due to *P. falciparum* is the most deadly form and *P. vivax* is less dangerous but more widespread. The other three species are found much less frequently. In the laboratory, malaria is diagnosed using different techniques. (e.g. Thin/thick blood smear, rapid diagnostic tests etc.).

These methods showed relatively low sensitivity and low specificity than real time PCR method. Therefore, if you want to select accurate diagnostic product of malaria, GeneFinder™ Malaria RealAmp kit is the best choice.

- ▶ Screening of 5 *Plasmodium* spp.
 - Detection of all five currently known Human pathogen *Plasmodium* spp.
 - *P. falciparum*, *P. vivax*, *P. ovale*, *P. malariae* and *P. knowlesi*
- ▶ Simultaneous identification of *P. vivax* and *P. falciparum*
- ▶ Easy-to-use system
 - No need to prepare materials (reagents/buffers)
 - User convenience
- ▶ Rapid data analysis (≤ 1.5 hours)
- ▶ Hot start PCR technology
 - High specificity & sensitivity
- ▶ Prevention of carryover contamination
 - Uracil-N-glycosylase (UNG) system

Target	Specimen	Compatible Instrument
<i>Plasmodium</i> spp. (TAMRA/NED) <i>P. falciparum</i> (FAM) <i>P. vivax</i> (VIC/HEX) Internal control (cy5)	Whole blood (w/ EDTA)	Applied Biosystems 7500 (Life Technologies)

Process



Content

Malaria Reaction Mixture	Malaria Positive Control
Malaria Probe Mixture	Malaria Negative Control

Ordering Information

Product	Cat. No.	Size
GeneFinder™ Malaria RealAmp kit	IFMR-11	100 tests
GeneFinder™ Malaria(PF/PO/PM) RealAmp kit	IFMR-17	100 tests

DENV/CHKV RealAmp kit / DENV Typing RealAmp kit



CE IVD Real-time

Dengue fever is the most rapidly spreading mosquito-borne viral disease in the world. Dengue fever is acute fever disease caused by Dengue virus (DENV) in *Flavivirus* genus and 4 serotypes of Dengue virus (DENV-1, DENV-2, DENV-3 and DENV-4) are known to cause human infection.

Chikungunya fever is an emerging, mosquito-borne disease caused by an alphavirus, chikungunya virus (CHKV). The disease is transmitted predominantly by *Aedes aegypti* and *Aedes albopictus* mosquitoes, the same species involved in the transmission of dengue fever.

Although their routes of infection differ from one another the symptoms for both fevers are very similar that conventional diagnostics are inappropriate to distinguish them distinctively. Our GeneFinder™ DENV/CHKV RealAmp kit is designed to identify infection from either DENV or CHKV distinctively and accurately based on One tube RT(Reverse Transcription)-PCR technique.

GeneFinder™ DENV Typing RealAmp kit is a qualitative amplification assay and allows to detect and differentiate 4 serotypes of the Dengue virus (DENV-1, DENV-2, DENV-3 and DENV-4) extracted from human blood, plasma, serum and cerebrospinal fluid (CSF) by using real-time PCR based on One tube RT-PCR.

- ▶ **DENV/CHKV RealAmp kit**
 - Detection of DENV/CHKV specific RNA
 - Simultaneous differentiation of DENV and CHKV
- ▶ **DENV Typing RealAmp kit**
 - Identification of 4 currently known pathogenic DENV in human
- ▶ **DENV/CHKV RealAmp kit / DENV Typing RealAmp kit**
 - Including IC (Internal Control) for confirmation of PCR Amplification / RNA Extraction process
 - Ready-to-Use system
 - Additional reagent/buffers are not required.
 - User Convenient
 - One-tube RT (Reverse Transcription)-PCR technique
 - Rapid data analysis (about 2hrs)

Target

DENV/CHKV RealAmp kit	DENV-1, 2, 3, and 4 (VIC/HEX/JOE) CHKV (FAM) IC (cy5/Quasar 705)	DENV Typing RealAmp kit	DENV-1 (FAM) DENV-2 (CAL Fluor Gold 540) DENV-3 (CAL Fluor Red 610) DENV-4 (Quasar 705) IC (Quasar 670)
-----------------------	--	-------------------------	---

Specimen

Whole Blood (w/EDTA)
Plasma
Serum
CSF (Cerebrospinal fluid)

Compatible Instrument

DENV/CHKV RealAmp kit	Applied Biosystems 7500 (Life Technologies) CFX 96™ (Bio-Rad)
DENV Typing RealAmp kit	CFX 96™ (Bio-Rad)

Content

Reaction Buffer	Positive Control
Enzyme Mixture	Negative Control
Probe Mixture	

Ordering Information

Product	Cat. No.	Size
GeneFinder™ DENV/CHKV RealAmp kit	IFMR-13	100 tests
GeneFinder™ DENV Typing RealAmp kit	IFMR-14	100 tests

Pneumonia-6 RealAmp kit



GeneFinder™ Pneumonia-6 RealAmp kit is designed for detection of 6 types of Bacteria which cause pneumonia (Bordetella pertussis, Mycoplasma pneumoniae, Legionella pneumophila, Streptococcus pneumoniae, Haemophilus influenzae, Chlamydia pneumoniae) in single reaction using DNA samples extracted from Nasopharyngeal aspirate, Nasopharyngeal swab, BAL and Sputum.

- ◆ Multiplex Real-time PCR type (3 Targets +1 IC)
- ◆ 90 minutes detection of various targets simultaneously in a single tube
- ◆ HotStart PCR system: High Specificity and sensitivity
- ◆ Uracil-N-glycosylase (UNG) system: No carryover contamination
- ◆ Reliable result by internal/positive/negative control
- ◆ Easy to use master mix type
- ◆ Including complete assay kits
- ◆ 2 tubes/ 1 Test

Target

1st tube	Bordetella pertussis (BP) Streptococcus pneumoniae (SP) Haemophilus influenza (HI)	2nd tube	Chlamydia pneumoniae (CP) Mycoplasma pneumoniae (MP) Legionella pneumophila (LP)
----------------------------	--	----------------------------	--

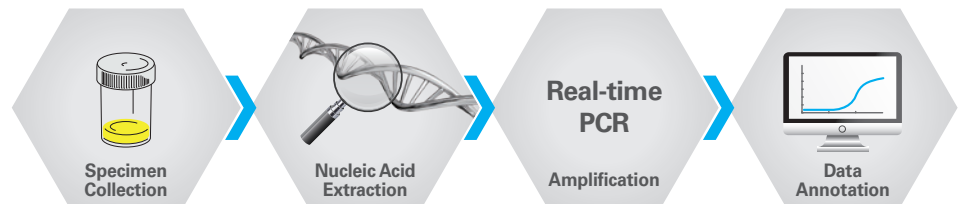
Specimen

Nasopharyngeal aspirate
Nasopharyngeal swab
BAL (Bronchoalveolar lavage)
Sputum

Compatible Instrument

Applied Biosystems 7500 / Fast (Life Technologies)
CFX 96 (Bio-Rad)

Process



Content

Pneumonia-6 Reaction Mixture	Pneumonia-6 Positive control- I (BP/SP/HI)
Pneumonia-6 Probe- I (BP/SP/HI) Mixture	Pneumonia-6 Positive control- II (CP/MP/LP)
Pneumonia-6 Probe- II (CP/MP/LP) Mixture	Pneumonia-6 Negative control

Ordering Information

Product	Cat. No.	Size
GeneFinder™ Pneumonia-6 RealAmp kit	IFMR-25	100 tests

HPV-HR RealAmp kit



The GeneFinder™ HPV-HR RealAmp kit is a real-time PCR method using extracted DNA from vaginal secretions from women or from clinical samples such as cervical swabs.

This kit is designed for detection of 14 high-risk HPV types (16, 18, 31, 33, 35, 39, 45, 51, 52, 56, 58, 59, 66, 68) and designed for classify the most frequently occurring Type 16 and Type 18.

- ◆ Multiplex Real-time PCR type (3 Targets +1 IC)
- ◆ 120 minutes detection of various targets simultaneously in a single tube
- ◆ HotStart PCR system: High Specificity and sensitivity
- ◆ Uracil-N-glycosylase (UNG) system: No carryover contamination
- ◆ Reliable result by internal/positive/negative control
- ◆ Easy to use master mix type
- ◆ Including complete assay kits

Target

HPV type 16	HPV High risk group
HPV type 18	Internal Control

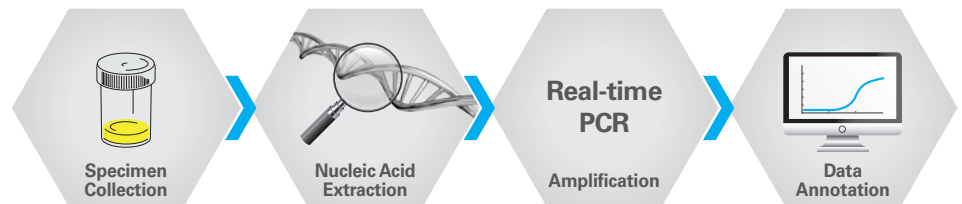
Specimen

Female vaginal secretion
Cervical swab
LBC (Liquid Based Cytology) solution

Compatible Instrument

Applied Biosystems 7500 / Fast (Life Technologies)
CFX 96 (Bio-Rad)

Process



Content

HPV-HR Reaction Mixture	HPV-HR Positive control
HPV-HR Probe Mixture	HPV-HR Negative control

Ordering Information

Product	Cat. No.	Size
GeneFinder™ HPV-HR RealAmp kit	IFMR-26	100 tests

HLA-B*57:01 RealAmp kit



Abacavir is a nucleoside reverse-transcriptase inhibitor with activity against the human immunodeficiency virus (HIV). The abacavir hypersensitivity reaction is a multiorgan clinical syndrome typically seen within the initial 6 weeks of abacavir treatment.

In approximately 5-9% Caucasian of treated patients, abacavir can induce an immune mediated hypersensitive response that correlates with the presence of the HLA-B*57:01 allele. Consequently, current guidelines recommend screening for the presence of the HLA-B*57:01 allele in all HIV infected patients before abacavir initiation.

GeneFinder™ HLA-B*57:01 RealAmp Kit is a qualitative assay using real-time PCR, and highly reliable Kit.

- ◆ Within 90 minutes detection of HLA genotyping
- ◆ SSP(sequence specific primer) type based on Real-time PCR technology
- ◆ Multiplex Real-time PCR type (2 Targets + 1 IC)
- ◆ Easy-to-use and great interpretation
- ◆ Including complete assay kits
- ◆ 1 tubes/ 1 tests

Target

HLA-B*57:01	Internal Control
HLA-B*57	

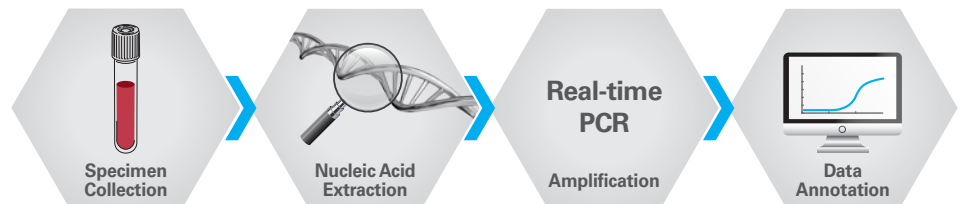
Specimen

Whole blood

Compatible Instrument

Applied Biosystems 7500 / Fast (Life Technologies)
CFX 96 (Bio-Rad)

Process



Content

B5701 Rxn	B5701 DNA pol.
B5701 PC	

Ordering Information

Product	Cat. No.	Size
GeneFinder™ HLA-B*57:01 RealAmp kit	IFMR-22	50 tests

HLA-DQ2/DQ8 RealAmp kit



Genetic predisposition for Celiac disease is mainly associated with class II HLA genes of histocompatibility complex. This susceptibility is found in approximately 90-95% of patients diagnosed with the disease and are represented by HLA haplotypes. Early diagnosis is important because there is no special treatment other than gluten-free diet. Celiac disease is genetically strong associated with the alleles HLA-DQ2, DQ8, DQA1*02, DQA1*05 and DR4.

GeneFinder™ HLA-DQ2/DQ8 RealAmp Kit is a qualitative assay using real-time PCR, and highly reliable kit.

- ◆ Within 90 minutes detection of HLA genotyping
- ◆ SSP(sequence specific primer) type based on Real-time PCR technology
- ◆ Multiplex Real-time PCR type (1 tube: 3 Targets +1 IC, 2 tube: 2 target +1 IC)
- ◆ Easy-to-use and great interpretation
- ◆ Including complete assay kits
- ◆ 2 tubes/ 1 tests

Target

1 st tube	DQ2 DQA1*02 DR4 Internal Control	2 nd tube	DQ8 DQA1*05 Internal Control
----------------------	---	----------------------	------------------------------------

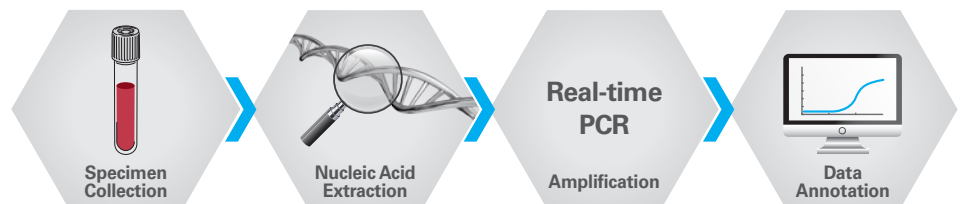
Specimen

Whole blood

Compatible Instrument

Applied Biosystems 7500 / Fast (Life Technologies)
CFX 96 (Bio-Rad)

Process



Content

DQ2 Rxn	DQ28 DNA pol
DQ8 Rxn	DQ28 PC

Ordering Information

Product	Cat. No.	Size
GeneFinder™ HLA-DQ2/DQ8 RealAmp kit	IFMR-23	50 tests

Ordering Information

HPV Liquid Bead MicroArray (LBMA) Kit

Product	Target	Specimen	Cat. No.	size
HPV PCR kit	High Risk (19 types) : 16,18,26,31,33,35,39,45,51,52,53,56,58,59,66,68,69,70,73	Cervical swab	IFMR-01	100 tests
HPV Liquid Bead MicroArray Genotype kit	Low Risk (13 types) : 6,11,32,34,40,42,43,44, 54,55,62,81,83	Vaginal discharge	IFMR-02	100 tests

HLA Real-time PCR Kit

Product	Target	Specimen	Cat. No.	size
HLA-ABDR RealAmp kit	HLA-A, B, DRB1 typing	Whole blood	IFMR-10	20 tests
HLA-B*27 RealAmp kit	HLA-B*27		IFMR-08	100 tests
HLA-B*51 RealAmp kit	HLA-B*51		IFMR-09	100 tests
HLA-C RealAmp kit	HLA-C typing		IFMR-12	20 tests
HLA-DQB1 RealAmp kit	HLA-DQB1 typing		IFMR-16	20 tests
HLA-DQA1 RealAmp kit	HLA-DQA1 typing		IFMR-15	16 tests
HLA-ABCDQB1DQ RealAmp kit	HLA-A, B, C DRB1, DQ(DQB1,DQA1) typing		IFMR-20	6 tests

STD Multiplex Real-time PCR Kit

Product	Target	Specimen	Cat. No.	size
STD I Multiplex Real-time PCR kit	CT(Chlamydia trachomatis), NG(Neisseria gonorrhoeae), UU(Ureaplasma urealyticum)	Urogenital swab Urine	IFMR-03	100 tests
STD II Multiplex Real-time PCR kit	MG(Mycoplasma genitalium), MH(Mycoplasma hominis), TV(Trichomonas vaginalis)		IFMR-04	100 tests
STD III Multiplex Real-time PCR kit	HSV(Herpes simplex virus) 1&2 UP		IFMR-21	100 tests
STD (TV) Real-time PCR kit	TV (Trichomonas vaginalis)		IFMR-18	100 tests
STD (HSV 1&2) Real-time PCR kit	HSV(Herpes simplex virus) 1&2		IFMR-19	100 tests

TB & NTM Multiplex Real-time PCR Kit

Product	Target	Specimen	Cat. No.	size
TB & NTM Multiplex Real-time PCR kit	TB (Mycobacterium tuberculosis), NTM (Non-tuberculous mycobacteria)	Sputum Bronchial washing Bronchoalveolar Lavage (BAL)	IFMR-07	100 tests

Malaria RealAmp Kit

Product	Target	Specimen	Cat. No.	size
Malaria RealAmp kit	<i>Plasmodium</i> spp. <i>Plasmodium falciparum</i> <i>Plasmodium vivax</i>	Whole blood	IFMR-11	100 tests
Malaria(PF/PO/PM) RealAmp kit	<i>Plasmodium</i> spp. <i>Plasmodium falciparum</i> <i>Plasmodium malariae</i> <i>Plasmodium ovale</i>		IFMR-17	100 tests

Ordering Information

DENV/CHKV RealAmp Kit / DENV Typing RealAmp Kit

Product	Target	Specimen	Cat. No.	size
DENV/CHKV RealAmp kit	Dengue virus(DENV-1, DENV-2, DENV-3, DENV-4) Chikungunya virus	Whole Blood (w/ EDTA) Plasma	IFMR-13	100 tests
DENV Typing RealAmp kit	Dengue virus(DENV-1, DENV-2, DENV-3, DENV-4)	Serum CSF(Cerebrospinal fluid)	IFMR-14	100 tests

Pneumonia-6 RealAmp Kit

Product	Target	Specimen	Cat. No.	size
Pneumonia-6 RealAmp kit	1st tube : Bordetella pertussis (BP) Streptococcus pneumoniae (SP) Haemophilus influenzae (HI) 2nd tube : Chlamydia pneumoniae (CP) Mycoplasma pneumoniae (MP) Legionella pneumophila (LP)	Nasopharyngeal aspirate, Nasopharyngeal swab, BAL (Bronchoalveolar lavage), Sputum	IFMR-25	100 tests

HPV-HR RealAmp Kit

Product	Target	Specimen	Cat. No.	size
HPV-HR RealAmp kit	HPV type 16 HPV type 18 HPV High risk group Internal Control	Female vaginal secretion, Cervical swab, LBC(Liquid Based Cytology) solution	IFMR-26	100 tests

HLA-B*57:01 RealAmp Kit

Product	Target	Specimen	Cat. No.	size
HLA-B*57:01 RealAmp Kit	HLA-B*57:01 HLA-B*57 Internal Control	Whole blood	IFMR-22	50 tests

HLA-DQ2/DQ8 RealAmp Kit

Product	Target	Specimen	Cat. No.	size
HLA-DQ2/DQ8 RealAmp kit	1st tube : DQ2, DQA1*02, DR4, Internal Control 2nd tube : DQ8, DQA1*05, Internal Control	Whole blood	IFMR-23	50 tests

MEMO



We design

Simple and convenient platform including

Multiplex assay and

Automation system to provide

Reliable results and

Time-saving & cost-effective solution for our customers.